

# VEOX

VALVE

INNOVATIVE DESIGN



**NEW**  
MULTISIZE  
BODIED  
VERSION

**NEW GENERATION**

**MIXPROOF double block and bleed valve**

**3** modular upper plug sealing solutions including **PEEK version**  
for extreme conditions  
**up to 13 bar**

 **DEFINOX**  
BOOST YOUR PERFORMANCE

## DEFINOX INNOVATION

### NEW GENERATION Mixproof double block and bleed valves Leak-free on opening

With its innovative design, the new VEOX double block and bleed valve responds to the concerns and constraints of food processing.

**Modular**, its three interchangeable sealing solutions make it suitable for all types of processes.

**High-performing**, the VEOX can cope with extreme operating conditions up to 13 bars.

**Economical**, by virtue of its reduced costs of maintenance (smaller number of seals, ease and speed of servicing, without the need for specific tooling, as well as tough, high-performance seals allowing longer servicing intervals).

**Reliable**, production outages are limited and controlled.

**Hygienic**, they guarantee the integrity and the quality of process products.

The double block and bleed valve incorporates a physical break between two circuits. This technology can be used to visually see possible leaks and allows two different liquids to flow through the valve without the risk of cross contamination. The independent lifting of the plugs also keeps the valve completely clean (seals, seal bearings and leakage chamber) without opening it.

The parts in contact with the product are made from one piece to prevent any risk of retention.

The VEOX valve can withstand high linear stresses. It conforms with the EHEDG and 3A design rules.



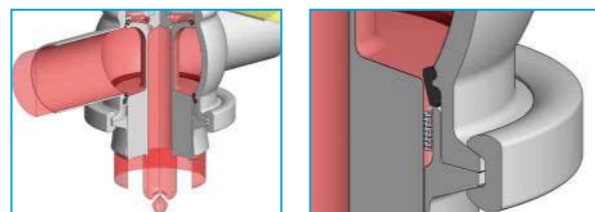
### PRODUCT BENEFITS VEOX VALVE

- ▶ Design reducing the number of seals for controlling the costs of replacement parts
- ▶ New sliding radial seal on the lower plug, with stainless steel insert
  - Improved pressure and temperature performance.
  - Improved seal stability, limiting its expansion (even under extreme conditions)
  - Longer seal life, reducing the servicing frequency
- ▶ Lifting of the lower plug, less than 2 seconds
- ▶ A single lift may suffice depending on the process
- ▶ Minimized CIP fluid loss during valve plug lifting
- ▶ New actuators (main and breakaway) ensuring immediate plug movement
- ▶ Valve maintenance requires no special tooling:
  - Quick, simple servicing (under 2 minutes to disassemble the lower plug and replace the seal)
  - Reduced maintenance costs
  - Limited process line downtime

### ECO 30% REDUCTION IN CIP LOSS DURING PLUG LIFTING

This version incorporates a sliding seal on the lower plug, which ensures a perfect seal during valve operation. The new radial seal prevents any loss of process product during valve operation. The shorter time needed to clean the leakage chamber also significantly reduces CIP discharge.

- ▶ Outer face of balancer cleaned with each movement of the lower plug.



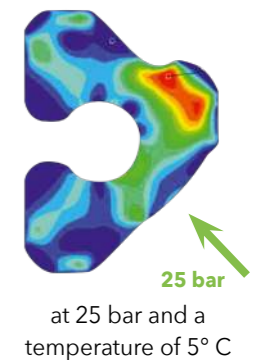
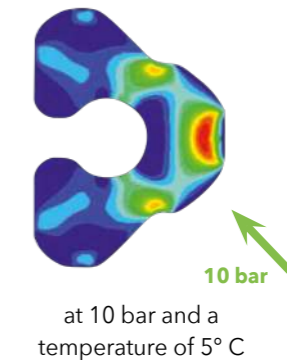
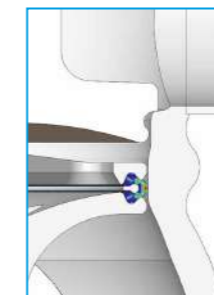
### DEFINOX INNOVATION New sliding radial seal

With stainless steel insert on the lower plug.  
Patented technology



### Representation of stress distribution in a seal.

Mechanical and thermal resistance have been tested for all seals on a test bench involving 30,000 continuous operations, with alternating cold water, hot water and steam (equivalent to eight years' use for a valve operated 10 times per day\*).



### Levels of resistance of seals

	EPDM	FKM	PFA	PTFE	PEEK
Oil	★	★★	★★	★★	★★
Greasy substances	★	★★	★★	★★	★★
CIP	★★	★★	★★	★★	★★
Aggressive chemical products	★	★★	★★	★★	★★
Concentrated essential oils and perfumes	★	★★	★★	★★	★★
Abrasion resistance	★	★	★	★	★
Low temperature	★★	★	★	★	★★

★★ Highly suitable  
★ Suitable  
★ Not recommended

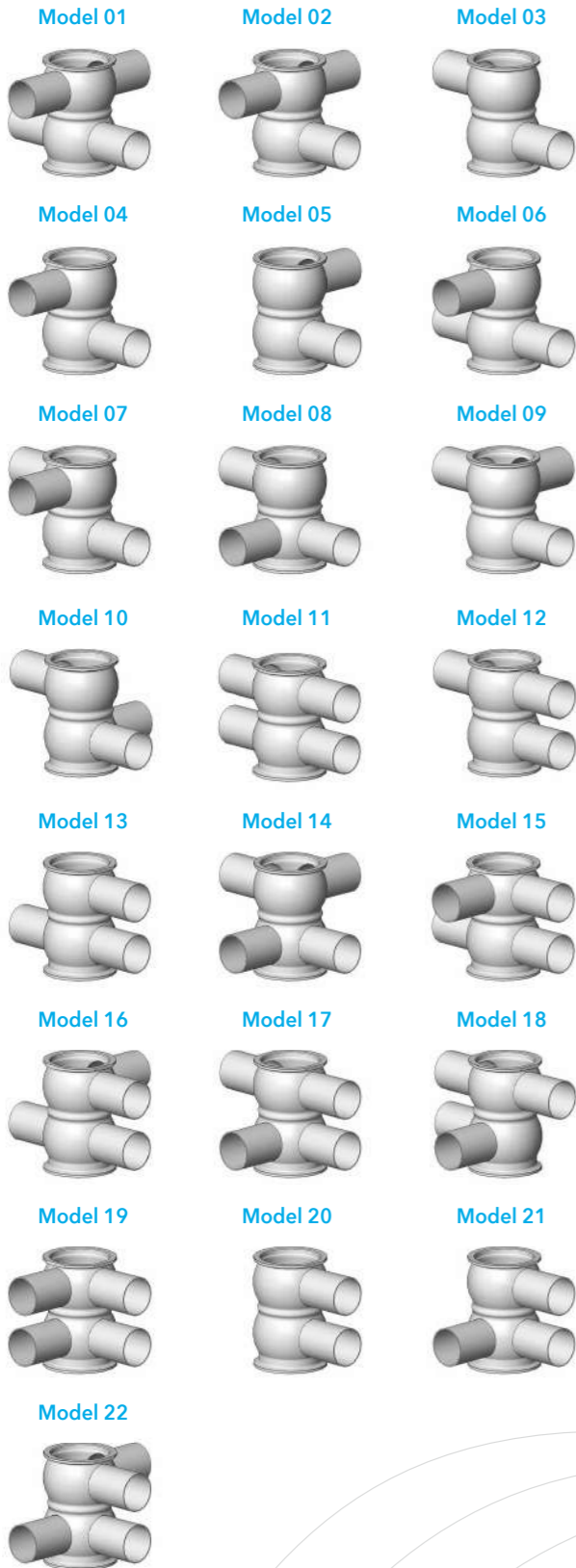
### Surface conditions

Materials	Body	1.4404 / AISI 316L stainless steel
	Plug	1.4404 / AISI 316L stainless steel or PEEK
	Plug seals	PFA - elastomer (EPDM or FKM)
	O-ring seal	PTFE and elastomer (EPDM or FKM)
	Valve actuator	1.4301 / AISI 304 stainless steel
Surface condition	Outer	1.2 µm (150 grit)
	Inner	0.8 µm (180 grit)


\*Non-contractual data, depending on the use of the valve, the process fluid, operating conditions and CIP.

## NUMEROUS BODY CONFIGURATIONS

► 1.4404 / AISI 316L stainless steel body solid machined



**DEFINOX NEW**  
**Optimization of the production process with the multisize bodied version**  
 See the description and dimensional tables on p. 12



► Recommended direction of circulation of fluids: from bottom to top.

## MODULAR TECHNOLOGY

3 INTERCHANGEABLE UPPER PLUG SEALING SOLUTIONS

**VEOX**  
P F A

► Stainless steel plug with hygienic PFA floating seal for standard applications

DEFINOX stands out in the process valve market by virtue of its patented floating seal technology. The floating assembly ensures excellent cleanability by circulating cleaning fluid over all faces of the seal. The elastomer structure of the PFA seal ensures a total absence of porosity or crevasses, eliminating the risk of bacteriological contamination or growth, without risk of altering the taste or the appearance of the process fluid in contact with the PFA. It has excellent resistance to particularly aggressive chemical products and to high temperatures.

**A WINNING COMBINATION**  
 PFA seal + floating seal technology

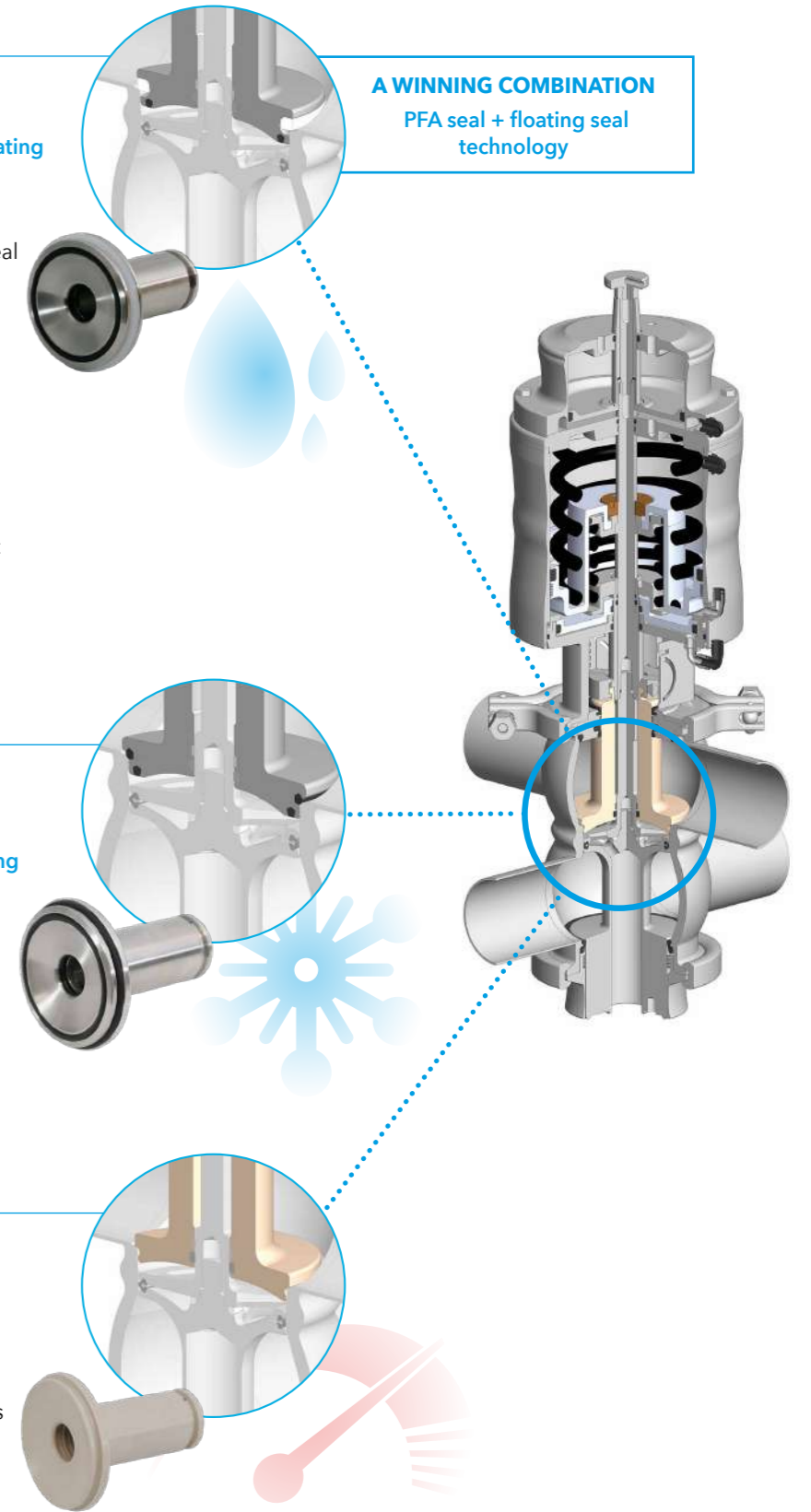
**VEOX**  
E L A S T O

► Stainless steel plug with (EPDM or FKM) elastomer seal for process fluids containing particles

**VEOX**  
P E E K

► PEEK plug for extreme conditions

PEEK: plastic material, with high mechanical and thermal stress resistance. Designed to minimize the number of seals required to withstand a pressure of up to 13 bar, continuous steam sterilization. No elastomer inter-plug seal, particularly suitable for sticky products.





**New breakaway actuator for lower plug seat lift.**  
More powerful actuator, ensuring immediate response (lower plug seat lift).

**New NC main actuator (Normally Closed) compact, solid machined construction ensuring immediate response (valve opening and upper plug movement).**  
Lighter weight, easy maintenance

**Seal support plate, for easy access to and replacement of seals.**

**Leak indicator signaling a failure of the sealing point between the plugs.**

**DEFINOX INNOVATION**  
**PEEK plug, reduced number of seals**  
Pressure resistance up to 13 bar, including under high temperature conditions.  
Continuous steam sterilization.

or  
**Interchangeable one-piece plugs**  
PFA version  
Elastomer (EPDM or FKM) version

**DEFINOX INNOVATION**  
**Lower plug removable without tools.**

**Solid machined body ensuring a high level of resistance to mechanical and thermal deformation.**  
No seal between the upper channel and the lower channel.

**ACS control unit**  
Precise detection of plug movement and remote retro data  
2 or 3 solenoid valves  
AS-i or point to point.  
Linear sensor  
Plastic or stainless steel cover.

**Clamp actuator connections for rapid disassembly.**

**Protection device incorporated within the lantern as standard for safe servicing and maintenance**

**New PEEK bearing ensuring good thermal insulation of the in-lantern detector.**

**PTFE O-ring seal excellent resistance to chemical products.**

**DEFINOX INNOVATION**  
**New sliding radial seal with stainless steel insert on the lower plug**  
Patented technology

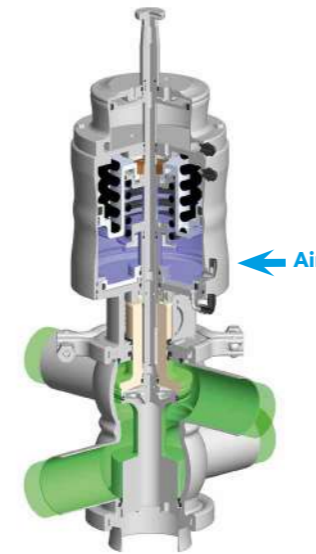
**Clamp collar of sturdy design for easy removal and maintenance.**

**Solid machined counter balancer, offering good resistance against water hammer effect.**  
Outer face of counter balancer cleaned with each movement of the lower plug (no risk of contamination).  
Ensures perfect cleaning for sticky applications, avoids long-term clogging.

**Flush-fitted seal easy to clean.**

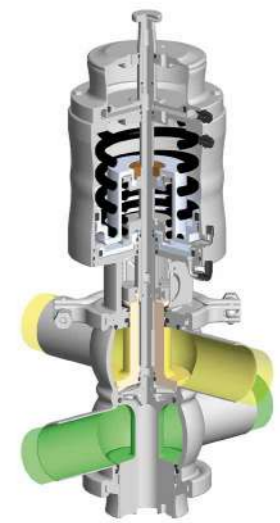
## PRINCIPLE OF OPERATION VEOX VALVE

### VALVE OPEN



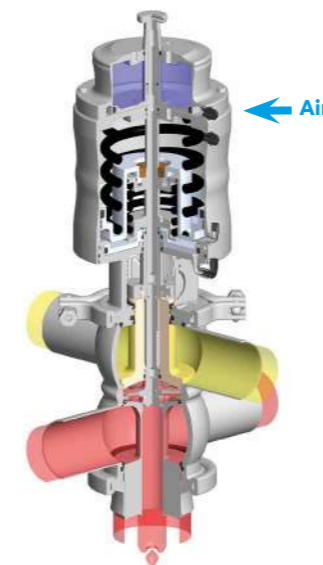
Passage of product between the upper channel and the lower channel.

### VALVE CLOSED



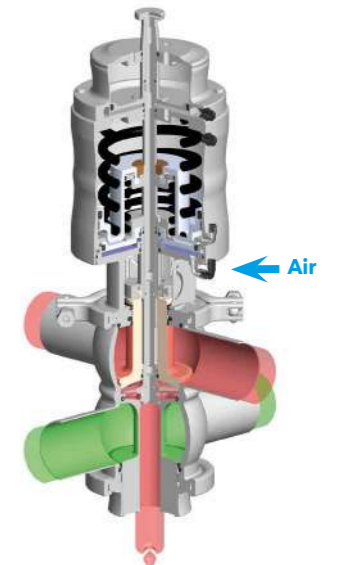
Passage of product in the upper channel and the lower channel with a leakage chamber between the two channels preventing any mixing of products.

### LOWER PLUG BREAKAWAY



Washing of the lower channel and of the leakage chamber, as well as the outer face of the balancer, with lifting of the lower plug.

### UPPER PLUG BREAKAWAY


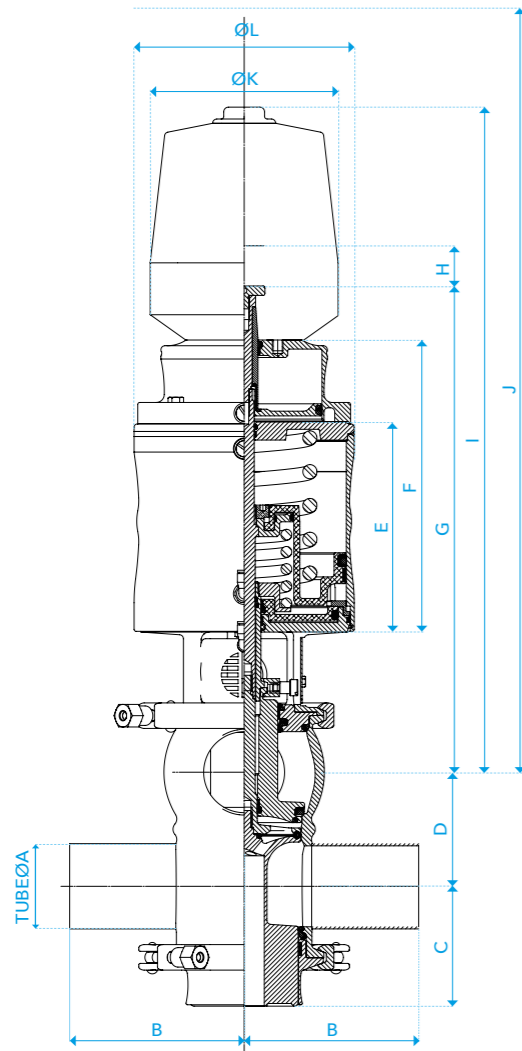


Washing of the upper channel and of the leakage chamber with lifting of the upper plug.

Illustrations based on the PEEK version.  
Identical operation with PFA and elastomer plugs.

Range from DN 25 up to DN 125 (DN 150 upon request).

DIMENSIONS



VEOX elastomer and PEEK versions available as from DN 25

SMS	DN	US	TUBE Ø A	B	C	D	E	F	G	Stroke	I	J	Ø K	Ø L
25			25 x 1.2	105	48	40	129	183	305	22.5	438	526	140	129
		1"	25.4 x 1.65	105	48	40	129	183	305	22.5	438	526	140	129
	25		29 x 1.5	105	51	45	129	183	306	24	438	532	140	129
	32		35 x 1.5	105	53.5	50	129	183	309	24	438	540	140	129
38			38 x 1.2	105	69	55	129	183	311	27	443	592	140	129
		1 1/2"	38.1 x 1.65	105	69	55	129	183	311	27	443	592	140	129
	40		41 x 1.5	105	70	60	129	183	311	27	443	592	140	129
51			51 x 1.25	105	78	70	129	183	318	32	451	635	140	129
		2"	50.8 x 1.65	105	78	70	129	183	318	32	451	635	140	129
	50		53 x 1.5	105	78	70	129	183	318	32	451	635	140	129
63			63.5 x 1.6	130	89	85	156	217	362	38	495	710	140	164
		2 1/2"	63.5 x 1.65	130	89	85	156	217	362	38	495	710	140	164
	65		70 x 2	130	92	90	156	217	365	38	497	720	140	164
76			76.1 x 1.6	130	97	95	156	217	368	38	501	740	140	164
		3"	76.1 x 1.6	130	97	95	156	217	368	38	501	740	140	164
	80		85 x 2	130	97	110	156	217	368	38	501	740	140	164
		4"	101.6 x 2.1	155	128	125	190	268	448	56	580	896	140	186
104	100		104 x 2	155	128	125	190	268	448	56	580	896	140	186
	125		129 x 2	155	141	155	190	268	462	56	594	964	140	186

WEIGHT OF VALVES

SIMPLER, SAFER OPERATION AND SERVICING OF VALVES

Lower valve weights  
**-23% (-7 kg) for a DN76**  
**-46% (-28 kg) for a DN104**  
 (Relative to the previous generation)

VEOX  
P F A



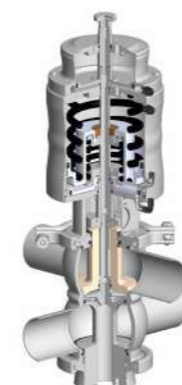
SMS	DN			TUBE Ø A	Weight in kg		
	DIN	US	Complete valve + control top		Complete valve	Valve without body	
38			38 x 1.2	14	12.8	9.8	
		1 1/2"	38.1 x 1.65	14	12.8	9.8	
	40		41 x 1.5	14.1	12.9	9.8	
51			51 x 1.25	14.6	13.4	10.1	
		2"	50.8 x 1.65	14.7	13.5	10	
	50		53 x 1.5	14.7	13.5	10	
63			63.5 x 1.6	23.2	22	16.7	
		2 1/2"	63.5 x 1.65	23.2	22	16.7	
	65		70 x 2	24.2	23	17.2	
76			76.1 x 1.6	24.2	23	17.2	
		3"	76.1 x 1.6	24.2	23	17.2	
	80		85 x 2	24.9	23.7	17.4	
		4"	101.6 x 2.1	34.4	33.2	24.4	
104	100		104 x 2	34.4	33.2	24.5	
	125		129 x 2	41.6	40.4	24.8	

VEOX  
ELASTO



SMS	DN			TUBE Ø A	Weight in kg		
	DIN	US	Complete valve + control top		Complete valve	Valve without body	
25			25 x 1.2	13.5	12.3	9.2	
		1"	25.4 x 1.65	13.5	12.3	9.2	
	25		29 x 1.5	13.7	12.5	9.4	
	32		35 x 1.5	14	12.8	9.7	
38			38 x 1.2	14	12.8	9.8	
		1 1/2"	38.1 x 1.65	14	12.8	9.8	
	40		41 x 1.5	14.1	12.9	9.8	
51			51 x 1.25	14.6	13.4	10.1	
		2"	50.8 x 1.65	14.7	13.5	10	
	50		53 x 1.5	14.7	13.5	10	
63			63.5 x 1.6	23.2	22	16.7	
		2 1/2"	63.5 x 1.65	23.2	22	16.7	
	65		70 x 2	24.2	23	17.2	
76			76.1 x 1.6	24.2	23	17.2	
		3"	76.1 x 1.6	24.2	23	17.2	
	80		85 x 2	24.9	23.7	17.4	
		4"	101.6 x 2.1	34.4	33.2	24.4	
104	100		104 x 2	34.4	33.2	24.5	
	125		129 x 2	41.6	40.4	24.8	

VEOX  
PEEK



SMS	DN			TUBE Ø A	Weight in kg		
	DIN	US	Complete valve + control top		Complete valve	Valve without body	
25			25 x 1.2	12.9	11.7	8.6	
		1"	25.4 x 1.65	12.9	11.7	8.6	
	25		29 x 1.5	13.2	12	8.9	
	32		35 x 1.5	13.5	12.3	9.2	
38			38 x 1.2	13.5	12.3	9.3	
		1 1/2"	38.1 x 1.65	13.5	12.3	9.3	
	40		41 x 1.5	13.6	12.4	9.3	
51			51 x 1.25	14	12.8	9.5	
		2"	50.8 x 1.65	14.1	12.9	9.4	
	50		53 x 1.5	14.1	12.9	9.4	
63			63.5 x 1.6	22.2	21	15.7	
		2 1/2"	63.5 x 1.65	22.2	21	15.7	
	65		70 x 2	22.7	21.5	15.7	
76			76.1 x 1.6	22.8	21.6	15.8	
		3"	76.1 x 1.6	22.8	21.6	15.8	
	80		85 x 2	23.3	22.1	15.8	
		4"	101.6 x 2.1	32.8	31.6	22.8	
104	100		104 x 2	32.7	31.5	22.8	
	125		129 x 2	39.7	38.5	22.9	

## SERVICE CONDITIONS

▶ Actuator air supply

mini. 5 bar  
maxi. 7 bar

\* Pressure with direct control top supply

▶ Pressure (in bar)

	PFA	ELASTO	PEEK
Maximum service pressure	10	11	13

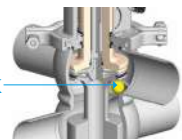
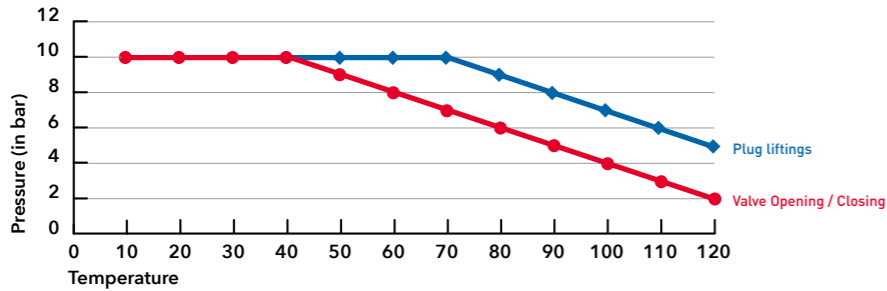
▶ Temperature (in °C)\*

	PFA / EPDM	PFA / FKM	ELASTO - EPDM	ELASTO - FKM	PEEK / EPDM	PEEK / FKM
Min. static temperature	-5	5	-5	5	-5	5
Max. static temperature	120	120	120	120	120	120
Min. dynamic temperature	-5	5	-5	5	-5	5
Max. dynamic temperature	95	95	120	120	120	120
Continuous sterilisation (130°C) in the upper line	No	No	No	No	Yes	Yes
Flash steam temperature (20 minutes at 150°C)	Yes	Yes	Yes	Yes	Yes	Yes

\* for a pressure at 5 bar

▶ Temperature differential between upper and lower line: 120°C maxi

▶ Pressure / Temperature ratio for PFA seal

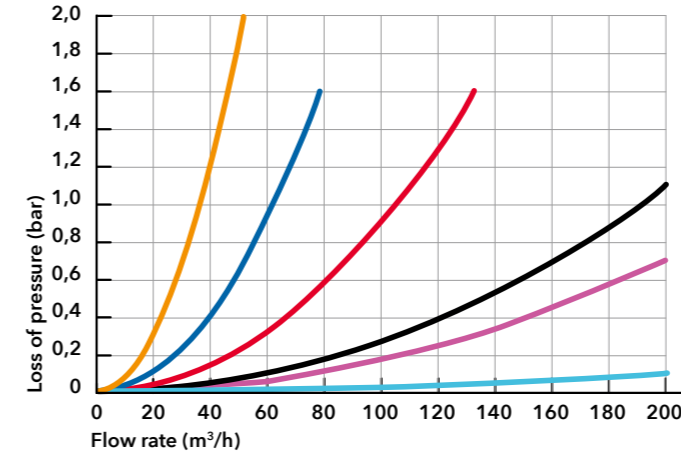


Specifications	UNIT	SMS																			
		US																			
		DIN 11850 REIHE 2																			
		25	32	38	40	51	63	76	104	125	1"	1 1/2"	2"	2 1/2"	3"	4"					
Ø particle K	mm	6	6	6	6	8	8	8	13	13	13	17	17	18	18	18	18	32	31	33	
Body thickness	mm	6	6	6	6	6	6	6	6	6	6	7	7	7	7	7	7	7	7	7	
PFA upper plug breakaway stroke	mm	1.3	1.3	1.3	1.3	1.3	1.3	1.3	1.3	1.3	1.3	2.2	2.2	2.2	2.2	2.2	2.2	1.7	1.7	1.7	
Elastomer upper plug breakaway stroke	mm	1.3	1.3	1.3	1.3	1.3	1.3	1.3	1.3	1.3	1.3	2.2	2.2	2.2	2.2	2.2	2.2	1.7	1.7	1.7	
PEEK upper plug breakaway stroke	mm	1.2	1.2	1.2	1.2	1.3	1.3	1.3	1.3	1.3	1.3	1.4	1.4	1.5	1.5	1.5	1.5	1.6	1.6	1.6	
Lower plug breakaway stroke	mm	4	4	4	4	4	4	4	4	4	4	4	4	4	4	4	4	4	4	4	
Air consumption (volume at atmospheric pressure)	Main actuator	n liter	0.5	0.5	0.5	0.5	0.5	0.5	0.5	0.5	0.5	1.1	1.1	1.1	1.1	1.1	1.1	1.8	1.8	1.8	
	Upper plug breakaway actuator	n liter	0.05	0.05	0.05	0.05	0.05	0.05	0.05	0.05	0.05	0.1	0.1	0.1	0.1	0.1	0.1	0.1	0.1	0.1	
	Lower plug breakaway actuator	n liter	0.2	0.2	0.2	0.2	0.2	0.2	0.2	0.2	0.2	0.5	0.5	0.5	0.5	0.5	0.5	0.7	0.7	0.7	
Operating time (with ACS top) Actuator air: 6 bar Service pressure 4 bar Circulation speed 2.5 m/s	Valve opening bottom to top	sec	2	2	2	2	2	2	2	2	2	4	4	4	4	4	4	6	6	6	
	Valve closing bottom to top	sec	4	4	4	4	4	4	4	4	4	6	6	6	6	6	6	8	8	8	
	Valve opening top to bottom	sec	2	2	2	2	2	2	2	2	2	4	4	4	4	4	4	6	6	6	
	Valve closing top to bottom	sec	3	3	3	3	3	3	3	3	3	5	5	5	5	5	5	7	7	7	
	Upper plug lift	sec	1	1	1	1	1	1	1	1	1	1	1	1	1	1	1	1	1	1	1
	Lower plug lift	sec	1	1	1	1	1	1	1	1	1	1	1	1	1	1	1	1	1	1	1

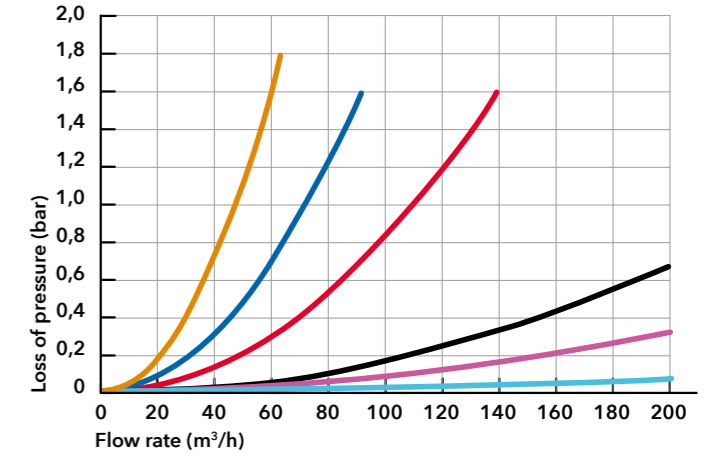
The operating conditions are indicative only. These combinations of extreme service conditions may sometimes prove unsuitable. You are strongly advised to contact us if this is the case.

## VALVE PRESSURE LOSS VEOX

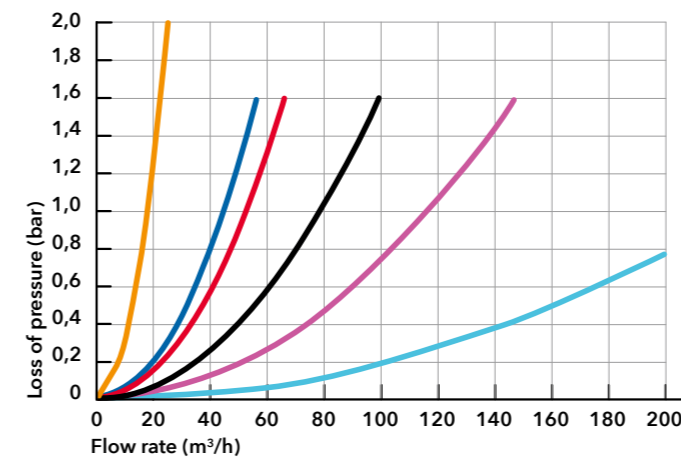
LOSS OF PRESSURE UPPER CHANNEL



LOSS OF PRESSURE LOWER CHANNEL



LOSS OF PRESSURE LOWER TO UPPER CHANNEL



— DN25  
— DN35,5/38  
— DN48,5/51  
— DN60,5/63,5  
— DN72/76  
— DN100/104

KV pressure loss	CV pressure loss	SMS																		
		US																		
		DIN 11850 reihe 2																		
		25	32	38	40	51	63	76	104	125	1"	1 1/2"	2"	2 1/2"	3"	4"				
Upper channel		35	35	35	54	62	62	62	105	105	105	191	191	215	239	239	268	645	645	831
Lower channel		45	45	45	64	72	72	72	110	110	110	245	245	298	351	351	401	738	738	923
Lower channel -> upper channel		17	17	17	36	44	44	44	52	52	52	78	78	82	116	116	121	227	227	325
Upper channel		41	41	41	63	72	72	72	122	122	122	222	222	249	277	277	311	748	748	964
Lower channel		52	52	52	74	84	84	84	128	128	128	284	284	346	407	407	465	856	856	1071
Lower channel -> upper channel		20	20	20	42	51	51	51	60	60	60	90	90	95	135	135	140	263	263	377

## NEW MODEL MULTISIZE BODIED VEOX

The diameter difference between the upper and lower lines optimizes the production process.

The multisize bodied version of VEOX benefits from the standard version's innovations:

- The new sliding radial seal with stainless-steel insert improves pressure and temperature performance.
- The 3 interchangeable upper plug sealing solutions (stainless-steel plug with floating PFA seal, PEEK plug or stainless-steel plug with elastomer seal).

It allows for 1 to 7 different diameters between the high and low lines (according to body configurations)

It has the same performance and working conditions rather than the standard version.

The seal kits are the same as those of the standard version.

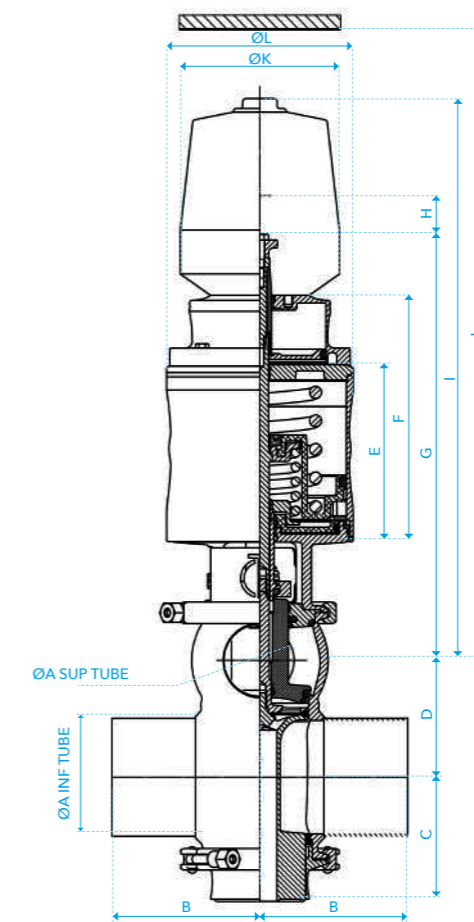
- ▶ Less risk of fragility, as reductions are not needed.
- ▶ Multisize bodies avoid modification of the lines.

Note:

For some diameters, not all body combinations are possible for configurations with 90° lines.

For particle passage diameters, refer to the values allowed for the upper line.

Contact our service for accuracy of values. Refer to page 4 for the various body configurations.

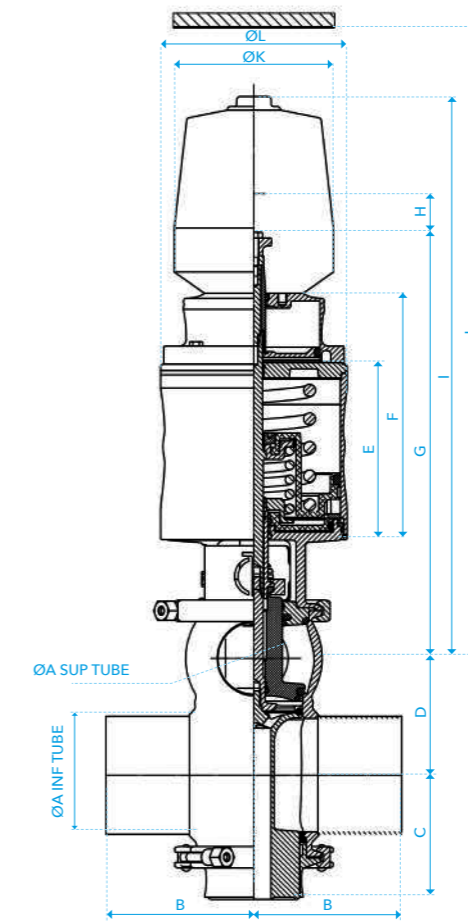


► SMS dimensions VEOX multisize bodied valve

DN	TUBE ØA sup	TUBE ØA inf	B	C	D	E	F	G	H	J	I	ØL	ØK	Weight in kg elastomer	Weight in kg PFA	Weight in kg PEEK
25-38 SMS	25 x 1,2	38 x 1,2	105	51	45	128	183	314	20	526	438	129	140	12,6	-	12
25-51 SMS	25 x 1,2	51 x 1,25	105	57	52	128	183	314	20	526	438	129	140	13	-	12,3
25-63 SMS	25 x 1,2	63,5 x 1,6	105	64	58	128	183	314	20	526	438	129	140	13,1	-	12,5
38-25 SMS	38 x 1,2	25 x 1,2	105	45	45	128	183	320	20	592	444	129	140	12,6	-	12
38-51 SMS	38 x 1,2	51 x 1,25	105	76	63	128	183	320	27	592	444	129	140	13,1	13,1	12,6
38-63 SMS	38 x 1,2	63,5 x 1,6	105	82	67	128	183	320	27	592	444	129	140	13,4	13,4	12,9
38-76 SMS	38 x 1,2	76,1 x 1,6	105	88	74	128	183	320	27	592	444	129	140	13,6	13,6	13,1
51-25 SMS	51 x 1,25	25 x 1,2	105	45	52	128	183	327	20	635	451	129	140	12,9	-	12,1
51-38 SMS	51 x 1,25	38 x 1,2	105	69	61	128	183	327	27	635	452	129	140	13	13	12,3
51-63 SMS	51 x 1,25	63,5 x 1,6	105	81	74	128	183	328	32	635	452	129	140	13,5	13,5	12,9
51-76 SMS	51 x 1,25	76,1 x 1,6	105	87	81	128	183	328	32	635	452	129	140	13,7	13,7	13,1
51-104 SMS	51 x 1,25	104 x 2	105	102	94	128	183	328	32	635	452	129	140	14,8	14,8	14,2
63-38 SMS	63,5 x 1,6	38 x 1,2	105	69	67	128	183	333	27	710	457	129	140	13,4	13,4	12,7
63-51 SMS	63,5 x 1,6	51 x 1,25	105	76	76	128	183	332	32	710	457	129	140	13,6	13,6	13
63-76 SMS	63,5 x 1,6	76,1 x 1,6	130	94	90	154,5	217	371	39	710	495	164	140	22,5	22,5	21,5
63-104 SMS	63,5 x 1,6	104 x 2	130	108	103	154,5	217	370	39	710	495	164	140	24,5	24,5	23,4
76-38 SMS	76,1 x 1,6	38 x 1,2	105	69	74	128	183	338	27	740	463	129	140	13,7	13,7	13
76-51 SMS	76,1 x 1,6	51 x 1,25	105	76	82	128	183	338	32	740	463	129	140	14	14	13,3
76-63 SMS	76,1 x 1,6	63,5 x 1,6	130	89	90	154,5	217	377	39	740	501	164	140	22,3	22,3	21,1
76-104 SMS	76,1 x 1,6	104 x 2	130	107	110	154,5	217	376	39	740	501	164	140	25	25	23,6
104-51 SMS	104 x 2	51 x 1,25	130	83	98	154,5	217	391	39	896	516	164	140	25,1	25,1	23,3
104-63 SMS	104 x 2	63,5 x 1,6	130	88	105	154,5	217	391	39	896	516	164	140	24,1	24,1	22,6
104-76 SMS	104 x 2	76,1 x 1,6	130	94	110	154,5	217	391	39	896	516	164	140	24,6	24,6	22,9

► DIN dimensions VEOX multisize bodied valve

DN	TUBE ØA sup	TUBE ØA inf	B	C	D	E	F	G	H	J	I	ØL	ØK	Weight in kg elastomer	Weight in kg PFA	Weight in kg PEEK
25-32 DIN	29 x 1,5	35 x 1,5	105	49	46	128	183	315	21	532	439	129	140	12,5	-	12,1
25-40 DIN	29 x 1,5	41 x 1,5	105	53	49	128	183	315	21	532	439	129	140	12,8	-	12,3
25-50 DIN	29 x 1,5	53 x 1,5	105	58	55	128	183	315	21	532	439	129	140	13	-	12,5
25-65 DIN	29 x 1,5	70 x 2	105	67	64	128	183	315	21	532	439	129	140	13,4	-	13
32-25 DIN	35 x 1,5	29 x 1,5	105	46	47	128	183	318	21	540	442	129	140	12,5	-	12,1
32-40 DIN	35 x 1,5	41 x 1,5	105	53	52	128	183	318	21	540	442	129	140	12,9	-	12,4
32-50 DIN	35 x 1,5	53 x 1,5	105	58	58	128	183	318	21	540	442	129	140	13,1	-	12,6
32-65 DIN	35 x 1,5	70 x 2	105	67	67	128	183	318	21	540	442	129	140	13,5	-	13
40-25 DIN	41 x 1,5	29 x 1,5	105	47	49	128	183	321	21	592	445	129	140	12,8	-	12,3
40-32 DIN	41 x 1,5	35 x 1,5	105	49	52	128	183	321	21	592	445	129	140	12,9	-	12,4
40-50 DIN	41 x 1,5	53 x 1,5	105	77	64	128	183	320	27	592	445	129	140	13,2	13,1	12,6
40-65 DIN	41 x 1,5	70 x 2	105	85	72	128	183	320	27	592	445	129	140	13,5	13,5	12,9
40-80 DIN	41 x 1,5	85 x 2	105	93	78	128	183	320	27	592	445	129	140	14,1	14,1	13,5
50-25 DIN	53 x 1,5	29 x 1,5	105	47	55	128	183	327	20	635	451	129	140	13	-	12,4
50-32 DIN	53 x 1,5	35 x 1,5	105	49	58	128	183	327	20	635	451	129	140	13,1	-	12,5
50-40 DIN	53 x 1,5	41 x 1,5	105	71	65	128	183	327	27	635	451	129	140	13,1	13,1	12,5
50-65 DIN	53 x 1,5	70 x 2	105	85	78	128	183	327	32	635	451	129	140	14	13,9	13,3
50-80 DIN	53 x 1,5	85 x 2	105	93	85	128	183	327	32	635	451	129	140	14,6	14,5	14
65-32 DIN	70 x 2	35 x 1,5	105	68	70	128	183	334	27	720	459	129	140	13,5	13,5	12,7
65-40 DIN	70 x 2	41 x 1,5	105	70	74	128	183	334	27	720	459	129	140	13,5	13,4	12,8
65-50 DIN	70 x 2	53 x 1,5	105	76	78	128	183	335	32	720	459	129	140	14	13,9	13,3
65-80 DIN	70 x 2	85 x 2	130	99	101	154,5	217	371	38	720	498	164	140	23,6	23,6	22,1
65-100 DIN	70 x 2	104 x 2	130	108	105	154,5	217	373	38	720	498	164	140	25	25,1	23,6
65-125 DIN	70 x 2	129 x 2	130	121	116	154,5	217	373	38	720	498	164	140	29,6	29,7	28,2
65-150 DIN	70 x 2	154 x 2	130	133	130	154,5	217	373	38	720	498	164	140	29,1	29,1	27,6
80-40 DIN	85 x 2	41 x 1,5	130	78	85	154,5	217	381	35	740	506	164	140	23,9	23,8	22,2
80-50 DIN	85 x 2	53 x 1,5	130	83	90	154,5	217	381	39	740	506	164	140	23,9	23,8	22,3
80-65 DIN	85 x 2	70 x 2	130	91	99	154,5	217	381	39	740	506	164	140	23,8	23,8	22,1
80-100 DIN	85 x 2	104 x 2	130	108	114	154,5	217	381	39	740	506	164	140	25,2	25,2	23,7
80-125 DIN	85 x 2	129 x 2	130	121	125	154,5	217	381	39	740	506	164	140	29,9	29,9	28,4
80-150 DIN	85 x 2	154 x 2	130	134	138	154,5	217	381	39	740	506	164	140	29,3	29,3	27,7
100-65 DIN	104 x 2	70 x 2	130	92	108	154,5	217	391	39	896	516	164	140	25	25	23,1
100-80 DIN	104 x 2	85 x 2	130	99	120	154,5	217	391	39	896	516	164	140	24,8	24,8	23
100-125 DIN	104 x 2	129 x 2	155	137	136	188,5	268,5	444	56	970	581	185,5	140	36,1	36,1	34,4
100-150 DIN	104 x 2	154 x 2	155	150	150	188,5	268,5	444	56	970	581	185,5	140	37	37	35,3
125-65 DIN	129 x 2	70 x 2	130	91	121	154,5	217	405	38	900	530	164	140	28,5	28,5	27,2
125-80 DIN	129 x 2	85 x 2	130	99	132	154,5	217	405	38	900	530	164	140	28,3	28,3	27
125-100 DIN	129 x 2	104 x 2	155	126	136	188,5	268,5	459	56	970	596	185,5	140	36,4	36,4	34,6
125-150 DIN	129 x 2	154 x 2	200	156	166	194,5	274,5	487	56	1000	625	218,5	140	47,9	47,8	46
150-65 DIN	154 x 2	70 x 2	130	91	133	154,5	217	416	39	940	541	164	140	28,5	28,5	27,1
150-80 DIN	154 x 2	85 x 2	130	98	144	154,5	217	416	39	940	541	164	140	28,5	28,5	27,3
150-100 DIN	154 x 2	104 x 2	155	124	150	188,5	268,5	471	56	990	608	185,5	140	39,3	39,3	37,5
150-125 DIN	154 x 2	129 x 2	200	144	166	194,5	274,5	505	56	1030	642	218,5	140	47,2	47,1	45,3



► US dimensions VEOX multisize bodied valve

DN	TUBE ØA sup	TUBE ØA inf	B	C	D	E	F	G	H	J	I	ØL	ØK	Weight in kg elastomer	Weight in kg PFA	Weight in kg PEEK
1"-1"1/2 US	25,4 x 1,65	38,1 x 1,65	105	51	45	128	183	314	20	526	438	129	140	12,7	-	12
1"-2" US	25,4 x 1,65	50,8 x 1,65	105	57	52	128	183	314	20	526	438	129	140	13	-	12,3
1"-2"1/2 US	25,4 x 1,65	63,5 x 1,65	105	64	58	128	183	314	20	526	438	129	140	13,1	-	12,4
1"1/2-1" US	38,1 x 1,65	25,4 x 1,65	105	45	45	128	183	320	20	592	444	129	140	12,7	-	12
1"1/2-2" US	38,1 x 1,65	50,8 x 1,65	105	76	63	128	183	320	27	592	444	129	140	13,2	13,2	12,7
1"1/2-2"1/2 US	38,1 x 1,65	63,5 x 1,65	105	82	67	128	183	320	27	592	444	129	140	13,4	13,4	12,9
1"1/2-3" US	38,1 x 1,65	76,1 x 1,6	105	88	74	128	183	320	27	592	444	129	140	13,6	13,6	13,1
2"-1" US	50,8 x 1,65	25,4 x 1,65	105	45	52	128	183	327	20	635	451	129	140	12,9	-	12,1
2"-1"1/2 US	50,8 x 1,65	38,1 x 1,65	105	69	61	128	183	327	27	635	452	129	140	13	13	12,5
2"-2"1/2 US	50,8 x 1,65	63,5 x 1,65	105	81	74	128	183	328	32	635	452	129	140	13,6	13,6	12,9
2"-3" US	50,8 x 1,65	76,1 x 1,6	105	87	81	128	183	328	32	635	452	129	140	13,7	13,7	13,1
2"-4" US	50,8 x 1,65	101,6 x 2,1	105	102	94	128	183	328	32	635	452	129	140	14,9	14,9	14,3
2"1/2-1"1/2 US	63,5 x 1,65	38,1 x 1,65	105	69	67	128	183	333	27	710	457	129	140	13,3	13,3	12,7
2"1/2-2" US	63,5 x 1,65	50,8 x 1,65	105	76	76	128	183	332	32	710	457	129	140	13,7	13,7	13
2"1/2-3" US	63,5 x 1,65	76,1 x 1,6	130	94	90	154,5	217	371	39	710	495	164	140	22,6	22,6	21,5
2"1/2-4" US	63,5 x 1,65	101,6 x 2,1	130	108	103	154,5	217	370	39	710	495	164	140	24,6	24,6	23,5
3"-1"1/2 US	76,1 x 1,6	38,1 x 1,65	105	69	74	128	183	338	27	740	463	129	140	13,7	13,7	13,1
3"-2" US	76,1 x 1,6	50,8 x 1,65	105	76	82	128	183	338	32	740	463	129	140	14,1	14,1	13,3
3"-2"1/2 US	76,1 x 1,6	63,5 x 1,65	130	89	90	154,5	217	377	39	740	501	164	140	22,3	22,3	21,1
3"-4" US	76,1 x 1,6	101,6 x 2,1	130	107	110	154,5	217	376	39	740	501	164	140	25,2	25,2	23,7
4"-2" US	101,6 x 2,1	50,8 x 1,65	130	83	98	154,5	217	391	39	896	516	164	140	25,3	25,3	23,4
4"-2"1/2 US	101,6 x 2,1	63,5 x 1,65	130	88	105	154,5	217	391	39	896	516	164	140	24,1	24,1	22,6
4"-3" US	101,6 x 2,1	76,1 x 1,6	130	94	110	154,5	217	391	39	896	516	164	140	24,7	24,7	22,9





[www.definox.com](http://www.definox.com)

**DEFINOX SAS**

3 rue des Papetiers  
ZAC de Tabari Sud 2 - 44190 CLISSON  
FRANCE

Tel. +33 (0)2 28 03 98 50  
Fax: +33 (0)2 28 03 88 00  
E-mail: [info@definox.com](mailto:info@definox.com)

**DEFINOX Inc**

16720 W. Victor Road - New Berlin  
53151 WISCONSIN  
USA

Tel. +1 262-797-5730  
Fax: +1 262-797-5735  
E-mail: [sales@definox-usa.com](mailto:sales@definox-usa.com)

**DEFINOX Beijing**

Stainless Steel Equipment Ltd  
No 18 East Road  
An Ning Zhuang Quinghe  
Beijing Haidian District  
BEIJING 100085  
CHINA

Tel. +86 10-6293-4909  
Fax: +86 10-6293-4835  
E-mail: [msn@definox.com.cn](mailto:msn@definox.com.cn)